

BIWAKO OTSU TRAVEL GUIDE

BIWAKO OTSU TRAVEL GUIDE

Good feeling trip


Unwind your mind on a trip to Otsu.

For inquiries
regarding
tourism

Otsu Station Tourist Information Center
Vierra Otsu, 1-3 Kasuga-Cho, Otsu City,
Shiga Prefecture
TEL: 077-522-3830 / ✉ kanko@otsu-guide.jp

Biwako-Otsu Tourism Association
The Civil Cultural Center, 2-3 Goryo-Cho,
Otsu City, Shiga Prefecture
TEL: 077-528-2772 (weekdays only) / ✉ info@otsu.or.jp

<http://www.otsu.or.jp/en/> [@hello.otsu.japan](https://www.instagram.com/hello.otsu.japan) [@hellootsu.japan](https://www.facebook.com/hellootsu.japan)



BIWAKO OTSU TRAVEL GUIDE

CONTENTS

Welcome to Otsu City! Your First Visit to Otsu

Just 9m inutes by train from Kyoto Station. Toward Otsu,
the entranceway to Lake Biwa.

The people here live along the largest lake in Japan,
and the city itself is always enveloped in a peaceful air.



Walking the streets, you'll encounter a succession of temples,
shrines, and examples of traditional architecture.

Imagining a quiet historical story continuing onward
is one of the ways to enjoy the area.

A young generation is opening up new spots,
creating a perfect balance of old and new.

With the blue of the lake and sky always close by,
the feel-good moments continue.

For an overnight stay or just a short trip,
why not start with the best of Otsu?



FEATURE 1

Welcome to Otsu City! 01 “Try the best of Otsu!”

- 6:30 a.m.: Meditation at a World Heritage Site temple 03
- Head out to meet the endless blue 05
- Explore famous shops near the Old Tokaido Road 07
- Stay in an onsen town, surrounded by the mother lake 09
- Create, eat, and walk. Spend a day in a town of Japanese sweets 11

FEATURE 2

Finding Your Way Around 14

- [Shiga] Omi-Maiko/Hira 15
- [Northern Area] Katata/Ogoto Onsen 17
- Mount Hiei 19
- Sakamoto 21
- [Central Area] Otsukyo/Hamaotsu 23
- Otsu/Zeze 25
- [Southern Area] Ishiyama/Seta 27

COLUMN

To the sacred site of competitive karuta 13 The secrets of the Otsu Festival

INFORMATION

Travel information 29

Forget the stress of everyday life and unwind during blissful morning hours.

Hieizan Enryakuji Temple, the origin of Japanese Buddhism, was founded by the monk Saicho 1,200 years ago. It was registered as a World Heritage Site in 1994. Only persons lodging at the mountain can observe the religious services held every day in Konponchu-do Hall, the main hall and a national treasure. The bright sunlight streaming through the trees on clear mornings, and the dreamlike fog evoking an ink painting on drizzling mornings, create an extraordinary space within the temple grounds. At 6:30 a.m., the doors to Konponchu-do Hall close and meditation begins. During the practice, the point is to focus one's awareness on the moment only. Try a comforting meditative sensation, synchronized to your breath and the recitation of sutras that resounds through the hall. It's a moment in which you'll experience Hieizan Enryakuji Temple as a sacred spot infused with energy. Your small encounter with religious austerities may introduce you to a new you.

How to spend the morning at Mount Hiei

- 🕒 **5:30 Wake up (Enryakuji Kaikan)**
From your room, see Lake Biwa sparkling in the sun.
- 🕒 **6:30 Take part in morning services (7:00 from December to February)**
Head to Konponchu-do Hall a bit before the start of religious services. After a recitation of sutras lasting about 20 minutes, participants can listen to a talk on Buddhist teachings for about 10 minutes.
- 🕒 **7:30 Vegetarian breakfast (Enryakuji Kaikan)**
A breakfast with mild tastes, centered on foods from Omi.
- 🕒 **8:30 Walk in the Mount Hiei East Pagoda district**
Spend a relaxing time in the morning, when few tourists are about.



Enryakuji Kaikan

Fee: From ¥14,000/person
(1 room for 2 persons with 2 meals;
tax and service fees included) /
Parking: Yes / TEL: 077-579-4180

Hieizan Enryakuji Temple / TEL: 077-578-0001

6 a.m.: Meditation at a World Heritage Site temple.

“Try the Best of Otsu!”

Best Things to Do in Otsu



Head out to meet the endless blue.

You'll be moved by the landscape, where the vast sky blends into the lake.

Just 4 minutes by ropeway. Passing through the clouds, you will swiftly arrive at the summit of Mount Uchimi, at an altitude of 1,100 meters. Here a terrace, THE MAIN, looks out over the dynamic mountain ridge and the majestic sight of Lake Biwa beyond. This enveloping scene of blue that spreads before your eyes is popular as a photogenic spot and a place for the social media posts essential to travel today. After arriving by lift at the summit of Mount Horai, the supreme luxury is the two-person premium seat. Spend a most romantic time relaxing in this airborne private sofa. If you want to get some exercise instead of riding the lift, the one-way hike of 30 to 40 minutes is recommended.

Biwako Valley / TEL: 077-592-1155

Travel Tips 01 / OUTDOOR

Thrilling activities that children and adults alike can easily enjoy.

Outdoor lovers can enjoy activities that take advantage of the 1,100-meter-high location. Feel as if you're really flying while hanging from the Zip-line, or clearing stages 5 meters above the ground on the Skywalker. In winter, you can also enjoy skiing.




Offering seven views from seven courses, the Zip-line is a popular attraction. The ski slopes boast courses as long as 1,400 meters, with one of the largest snow parks in the Kansai area.

Travel Tips 02 / FOOD & DRINK

A cafe that peers down at the clouds, with local gourmet offerings.

Five locations in the terrace area offer refreshments (cafe, buffet, food and drink stands). You'll find a different view and unique menu at each. There are plenty of local gourmet selections (subject to change with the season), including red shiso from Hira, Omi tea, Omi Japanese black tea, gelato made with milk from local pastures, and beautiful blue terrace soda.



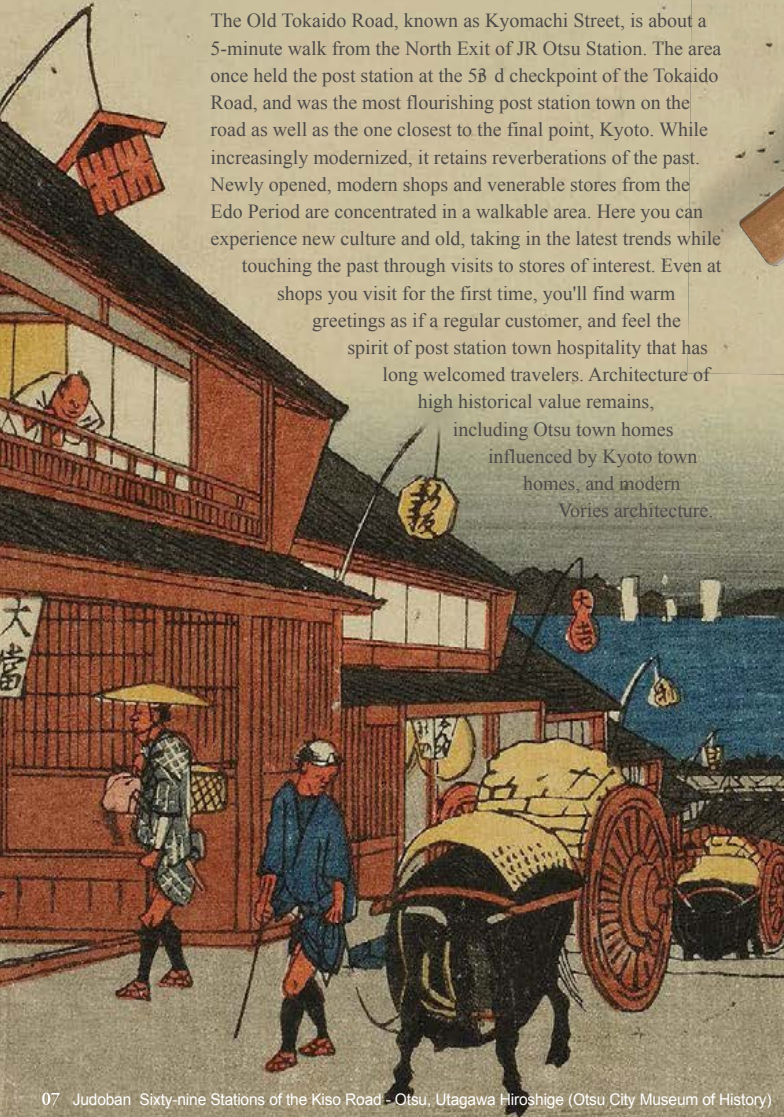
The outdoor sofa seats, perfect for taking in the scenery, are limited to spring, summer, and autumn.

☒ Visibility may be poor at the summit even when the foot of the mountain is clear. Check the weather on the website or the live camera at the ropeway entrance. 06

Explore famous shops near the Old Tokaido Road.

Search for the essence of long-ago Otsu lodging that lingers in the neighborhood.

The Old Tokaido Road, known as Kyo-machi Street, is about a 5-minute walk from the North Exit of JR Otsu Station. The area once held the post station at the 53rd checkpoint of the Tokaido Road, and was the most flourishing post station town on the road as well as the one closest to the final point, Kyoto. While increasingly modernized, it retains reverberations of the past. Newly opened, modern shops and venerable stores from the Edo Period are concentrated in a walkable area. Here you can experience new culture and old, taking in the latest trends while touching the past through visits to stores of interest. Even at shops you visit for the first time, you'll find warm greetings as if a regular customer, and feel the spirit of post station town hospitality that has long welcomed travelers. Architecture of high historical value remains, including Otsu town homes influenced by Kyoto town homes, and modern varieties architecture.



01 Jinbo Pearls



03 Otsu-e no Mise

05 Nakagawa Seiseido Tea Store Main Store



04 Shopping Street HOTEL KOO Otsuhyaku-Cho



02 Fujiya Takumi



This shop sells lovely and elegant jewelry made with the pearls of Lake Biwa, each of individual color and form. Wanting to proudly communicate Otsu-made art throughout the country, jewelry designer and third-generation proprietor Tomoko Sugiyama decided to open the shop along the Old Tokaido Road, a cultural center throughout Japan's history.



Open: 10:00-18:00
Closed: Tuesday, holidays
Parking: Yes / TEL: 077-523-1254



This sweets shop is in a neighborhood that was called Tamaya-cho in the days when it flourished through the production of cannonballs. Founded in 1661 and now run by the 13th generation of the family, the shop offers the famous sweet Otsu-erukugan, which was popular in Edo as a souvenir of feudal lord travels. Each of the nine pictures carries a meaning of good matchmaking and long life.



Open: 9:00-18:00
Closed: Sunday (irregularly closed on holidays)
Parking: Yes / TEL: 077-522-3173



Otsu-e refers to folk paintings that told unique stories, using designs fused with the Edo culture of the times. The art form was popular as souvenirs of post stations or as talismans for travel. Here you will find works by successive heads of the family. Paintings created individually by the current fifth generation head can be purchased. Post cards, tenugui cloths, and other sundries are also for sale.



Open: 10:00-17:00
Closed: 1st and 3rd Sunday
Parking: Yes / TEL: 077-524-5656



In this shopping street that runs along the Old Tokaido Road, seven hotel buildings, renovated from town homes over 100 years old, blend in with the street. The central front-desk building is staffed by a concierge, who tells guests about surrounding gourmet offerings, shopping, famous spots, and how to enjoy the neighborhood.



Closed: Irregular / Fee: ¥9,900/person (1 room for 2 persons; tax not included; service fees included) / TEL: 077-516-7475



Otsu has a deep history with tea. Tea leaves were placed inside Shigaraki ware pots and carried to Edo in the Edo Period, and were exported to America in the Meiji Period. At this shop founded in 1858, you'll find types of tea that Saicho brought back from Tang Dynasty China, tea with connection to Hideyoshi, Asamiya tea from Shiga, and many other types of tea leaves.



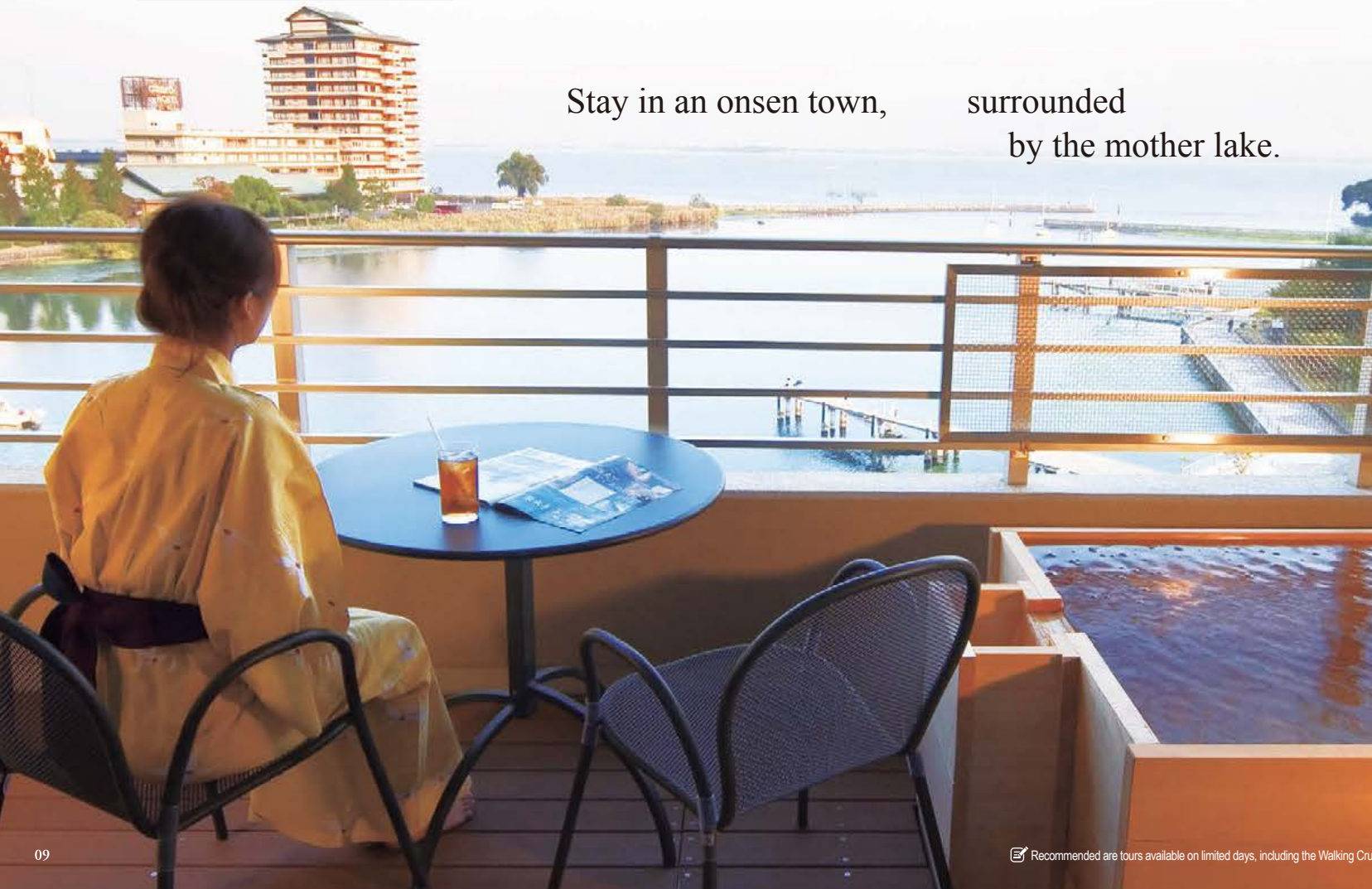
Open: 9:00-19:00
Closed: Sunday, holidays
Parking: Yes / TEL: 077-522-2555

A lake view and healing hot water... A mini trip at a lakeside stay with therapeutic bathing.

This historic onsen was opened 1,200 years ago by the monk Saicho, the founder of Hieizan Enryakuji Temple. It has become popular with onsen fans from the Kansai area for its excellent access, with Ogoto-Onsen Station about 20 minutes by train from Kyoto or 60 minutes from Osaka. Hotels and ryokan inns stand on the west side of Lake Biwa, an excellent location for enjoying the moon or the sun

rising above the lake from an outdoor bath or guestroom. In addition to the scenery, the highly alkaline (pH 9.0) simple hot spring water is said to beautify skin, leaving it smooth after bathing. It's easy to see why many fans visit to soak in the hot spring to their heart's content, for the maintenance of mind and body. Guests can also enjoy dishes made with Omi beef, lake fish, and other local ingredients, and wonderful locally-brewed sake from Shiga.

Ogoto Onsen Tourism Association / TEL: 077-578-1650



Stay in an onsen town, surrounded by the mother lake.

Travel Tips 01 QUALITY

Effective against poor circulation and muscle pain, helping tired bodies recover.

This colorless, clear, odorless hot spring has its roots in spring water known from long ago. The water is non-stimulating, and is recommended even to persons with delicate skin.



☪ Ogoto Onsen water quality

- **Water quality: Alkaline simple hot spring**
The mild water quality is popular with bathers.
- **pH 9.0**
Generally, pH 8.5 or higher is regarded as skin-beautifying bathwater!
- **Color/odor: Colorless, clear, and odorless**
- **Hot spring: 36°C**
All ryokan inns and hotels use undiluted hot spring water.
- **Efficacy: Nerve pain, poor circulation, recovery from fatigue, skin beautification, etc.**

Travel Tips 02 FOOD

Upgrade your onsen dinner with Omi beef selections.

Ogoto Onsen is a place to enjoy the bounty of Shiga. Omi beef, which appears at many of the hotels, is Japan's oldest brand of beef, offered to the shogunate from the Edo Period. With the tender meat quality and perfect marbling of wagyu beef, it has a luxurious taste that melts in your mouth.



Hotels and ryokan inns offer wonderful menus of Omi beef matched to the cut, including shabu-shabu and sukiyaki.

Travel Tips 03 HISTORY

Beloved for 1,200 years as the miraculous healing hot spring closest to Mount Hiei.

The origin of Ogoto Onsen is said to lie in the Nenbutsu-ike Pond that healed people's diseases. The monk Saicho dedicated jizo statues at the pond, which became known for its miraculous waters.



Hieizan Jodojin Temple, the mausoleum of the monk Saicho

An ideal country town with a love for Japanese sweets and the charms of the primal scenery of Japan.

About 20 minutes by car from Ishiyama Station, amid the mountains south of Setagawa River, is Sunainosato. Kanou Shoujuan, one of the sweets shops typical of Shiga, is a flagship shop rich in nature. It was built on a small mountain that was once a small hamlet. On expansive grounds over 20 hectares in size, you'll find a range of facilities, including sweets shops, tea shops, restaurants, bakery cafes, tearooms, plum forests, pottery workshops, kilns, paper-making workshops, plant shops handling mountain grasses, and trails. Plans to satisfy your intellectual curiosity, such as Japanese sweets cooking classes taught by skilled craftspersons, and tea ceremonies where you can enjoy matcha tea while appreciating the gardens, are available. Spend a luxurious time in a sensory experience of the four seasons and culture, as you relax your spirit among the grasses, trees, and flowers. It's a place to spend a full leisurely day.



Kanou Shoujuan Sunainosato

Open: 10:00-17:00 / Closed: Wednesday
Fee: Free entrance to park / Parking: Yes
TEL: 077-546-3131

Create, eat, and walk.
Spend a day in a town of
Japanese sweets.

Feel

About 100 oshuhaku plum trees bloom in the spring and bear fruit at the end of the rainy season. Stroll through a tunnel of plum trees and feel the four seasons in the scent of the breeze.



Learn

Experience the heart of traditional Japan by participating in a Japanese sweets cooking class, patiently taught by a veteran craftsperson.



Eat

Take in the bounty of nature at restaurants inside the grounds, through healthy meals made with ingredients born in Shiga.



OTSU TRAVEL GUIDE COLUMN
01

OTSU made MOVEMENT

To the sacred site of competitive karuta, with its air of history and youth

The deep relationship between Otsu and Hyakunin Isshu (the One Hundred Poems card game).

This is a serious battle of Ogura Hyakunin Isshu karuta, a booming competitive card game spurred by hit comics and animation. In 1940, Omi Jingu Shrine was founded on the remains of the Omi Otsu Shrine and dedicated to Emperor Tenji, who moved the capital to Otsu long ago. As a poem composed by Emperor Tenji is placed at the front of a card in the karuta card game of Hyakunin Isshu, Omi Jingu Shrine has become known as the "sanctuary of karuta" and is the location for competitions including the Competitive Karuta Meijin / Queen play-off and the National High School Karuta Competition. Changing into traditional hakama clothing, easily rented here, and taking commemorative photographs as if playing in the Queen play-off are must-do activities. Within Otsu City are many connections to the game, including Ousaka no Seki, noted in the game's poems, and the Ishiyamadera Temple of Murasaki Shikibu and the Miidera Temple of the monk Gyoson, both Hyakunin Isshu poets.



Feel like a movie star and take a commemorative photo!

The competition venue is Omi Kangakukan, inside the precincts of the shrine. Visitors can view the Competitive Karuta Meijin / Queen play-off or listen to commentary. Selection is made by lottery, after advance application.



Inquiries about experiencing kimono **Tour the competition venue**

Omi Jingu Shrine

Open: 10:00-16:00 (Saturday, Sunday, holidays; from 9:30)
Closed: Monday / Rental Fee: ¥1,000
Parking: Yes / TEL: 077-511-4357

Omi Kangakukan

TEL: 077-524-3905

Omi Jingu Shrine / MAP P.24

OTSU TRAVEL GUIDE COLUMN
02

OTSU made HISTORY

The splendor of the Otsu townspeople! The secrets of the Otsu Festival.



Check out the unique clockwork performances on the hikiyama festival floats!

The clockwork dolls from the Edo Period are a must-see.

Otsu Matsuri is a Tenson Jinja Shrine festival that has continued since the Edo Period. One of the three great festivals of the lake country of Shiga, it has been included among the Important Intangible Folk Cultural Properties of Japan. During the main festival held on the day before the second Monday of October (Physical Education Day), 13 splendid hikiyama (festival floats) built in the Edo Period parade through the town. A manifestation of culture influenced by neighboring Kyoto, it resembles that city's Gion Matsuri festival. A key feature is the clockwork dolls decorating the floats, which put on performances matched to their floats at 20 stops along the route. The dolls are taken down on the eve of the festival and can be seen up close. In addition, evil-warding chimaki (good luck charms) decorate the entrances of homes to ward off misfortune. Skillfully catching the chimaki scattered from the floats during the progression, and benefiting from good fortune, is another fun part of Otsu Festival.

Otsumatsuri Hikiyama Renmei

TEL: 077-525-0505

Otsu Matsuri Hikiyama Exhibition Pavilion / MAP P.24

Finding Your Way Around

See travel highlights at a glance!

The lake shore, mountains, rivers, neighborhoods... Otsu expresses itself in many ways. Appreciate the features of each area and choose a travel destination matched to your mood. Where should you go in Otsu today?

PAGE 15-16

Shiga

Omi-Maiko / Hira

The northernmost area is rich in nature. The main access routes are Kosei Road and JR Kosei Line. From JR Otsu Station, the Shiga Station area is about 1 hour away by train or about 40 minutes by car.

PAGE 17-22

Northern Area

Katata / Ogoto Onsen / Mount Hiei / Sakamoto

Close to railways, access to Ogoto Onsen, Mount Hiei, and Sakamoto is developed, making travel by public transport very convenient. From JR Otsu Station, Ogoto-Onsen Station is about 30 minutes away by train or about 25 minutes by car.

PAGE 23-26

Central Area

Otsukyo / Hamaotsu / Otsu / Zeze

From JR Kyoto Station to Otsu Station in 9 minutes! With so many places to see concentrated within several stations' distance from the gateway of Otsu Station, it's easy to consider a trip that combines Otsu and Kyoto.

PAGE 27-28

Southern Area

Ishiyama / Seta / Nango / Oishi

An area centered on the Setagawa River. Create a trip originating with the Keihan that connects the central area of Otsu and Ishiyama Station, about 5 minutes from JR Otsu Station. When heading toward the south, travel by car is convenient.





A nature resort of lake and mountains.

Be enchanted by the surrealistic beauty of clear blue water and the shining white sand beach. A zone for swimming, stand-up paddleboarding, kayaking, windsurfing, and other water sports is popular in season. The beach area is dotted with barbecue and camping facilities. On the mountain side, beginners and experienced outdoors fans alike can enjoy Biwako Valley with its popular scenic terrace, trekking in the Hira Mountains, and more. You'll also find historical remains connected to diplomat Ono no Imoko, lakeside cafes, and the summer villa area of Hira.

Key points of traveling

- car** When touring spots away from stations, going by car is best.
- train** Confirm the schedule if traveling by train, as departures are infrequent.
- bicycle** Also enjoy active touring of the cycling road around Lake Biwa by sports-type bicycle.



A route for resorts and activities by the lake (Approx. time required: 4-5 hours)



01 Blueberry Fields Kinokuniya
 A superb Lake Biwa view, with organic vegetable and herb dishes that are good for your health. Enjoy blueberry picking in summer.
 Open: 11:30-17:00
 * Lunch and dinner require reservations (dinner available on Saturday and Sunday only)
 Closed: Thursday, Friday (closed during January and February)
 Parking: Yes
 TEL: 077-598-2623

02 BSC Watersports Center

03 Hot Station Hira

04 Hiratopia

05 Omatsuzaki
 The busiest resort area at Lake Biwa. The white-sand beach with green pines and the clear blue lake water create a splendid scenic view.

An old-fashioned port town of a lakeside clan and a lakeside onsen town.

Katata, where the width of the lake is the narrowest, once had an autonomous city that flourished through water transport and fishing rights. It is still the center of the northern part of Otsu. Around it are many highlights, including Ukimi-do Hall, which seems to float above the lake, and Shozuiji Temple, where the Zen priest Ikkyu conducted religious austerities. Along Lake Biwa is Ogoto Onsen, which offers healing views of calm waters and is popular as a hot spring town near Osaka and Kyoto. On the mountain side, a beautiful landscape of rice terraces lies in the Ogi area. The nature-rich Katsuragawa area, where the Sabakaido Road once carried merchandise from Fukui to Kyoto, is a popular spot for outdoor types.

Key points of traveling

- Shuttle buses are recommended for travel from JR Ogoto Onsen Station to hotels.
- The Katata Port area is a compact square kilometer, perfect for sightseeing on foot.
- A car is needed to reach Katsuragawa or the Ogi area in the mountains. Some buses are available to and from Katata.



A route for visiting the port town and the onsen neighborhood embraced by mountains and the lake (Approx. time required: 4-5 hours)





A sacred spot in the air, where the mountain as a whole becomes a temple.

Hieizan Enryakuji Temple is a collective name for about 150 monuments and halls. It is composed of three areas: East Pagoda, which holds the easily accessible main Konponchu-do Hall that is the site of worship; West Pagoda, with its solemn atmosphere and the mausoleum of Saicho; and Yokawa, an area embraced by a quietude that is exceptional even within the mountains. Many priests practicing religious austerities stay here where a dignified air surrounds the temple that blends in with nature. Travel within the mountains is possible by shuttle bus, with the view overlooking Lake Biwa as one of the attractions. The East Pagoda district also holds Enryakuji Kaikan, where you can experience vegetarian cuisine and a meditation experience. The tour of 12 goshuin (shrine/temple seal) locations is also popular.

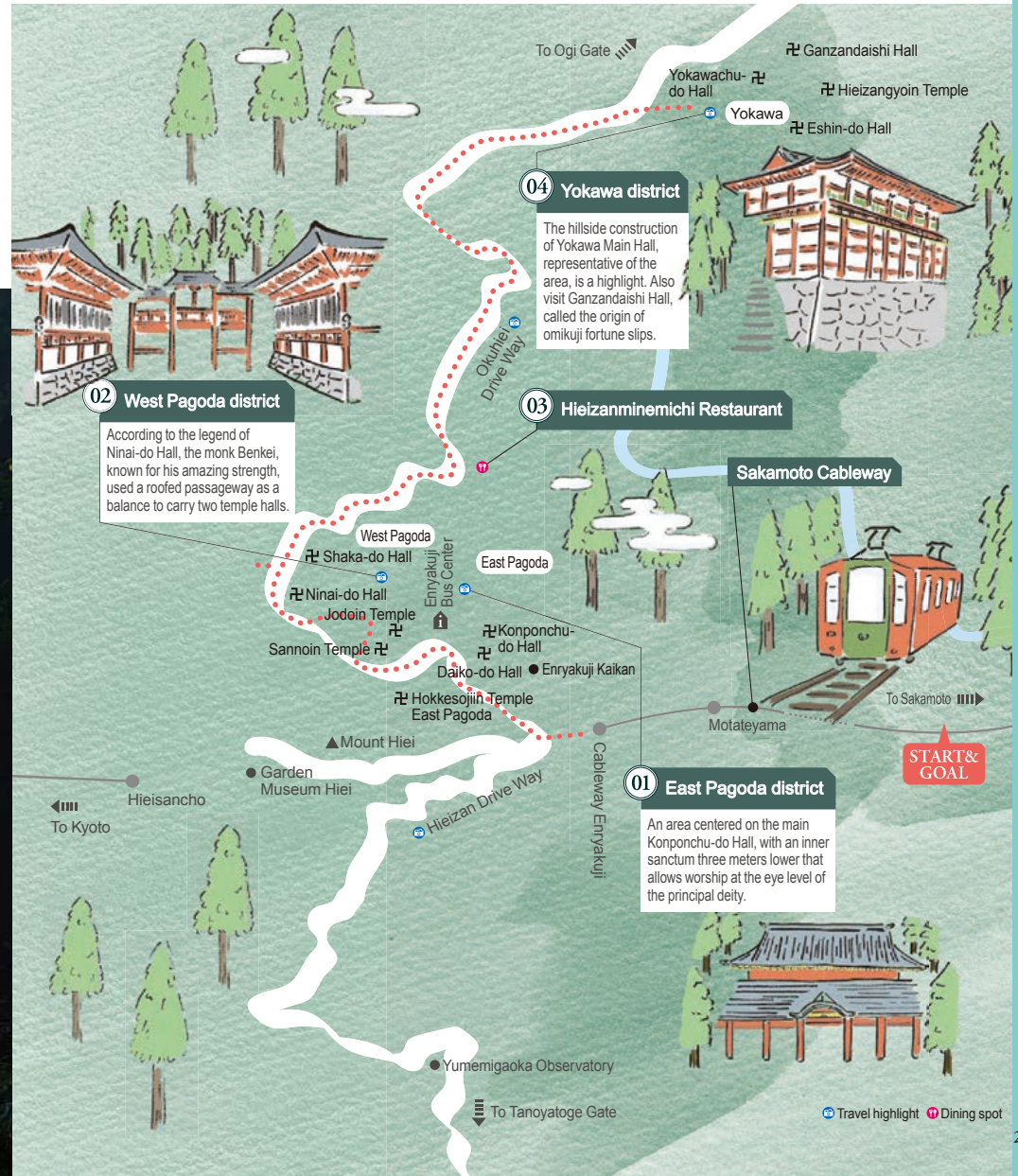
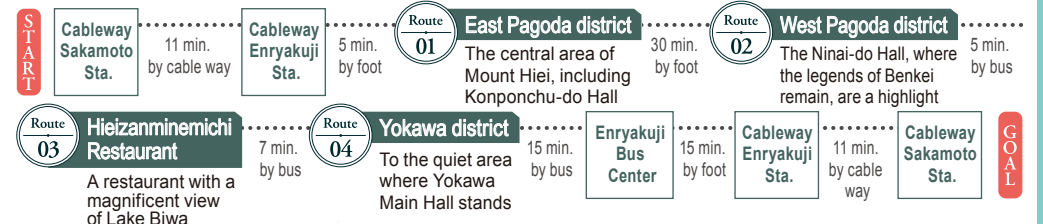
Key points of traveling

- Use the Sakamoto Cableway on the Otsu side, or the Eizan Cable/Ropeway on the Kyoto side
- Access by car from the Hieizan / Okuhiei Drive Way
- Those with the time and stamina can hike along the pedestrian walkway



19 Shaka-do Hall

Full Walking Route (Approx. time required: 7-8 hours)





A village of stonework, where clear streams flow.

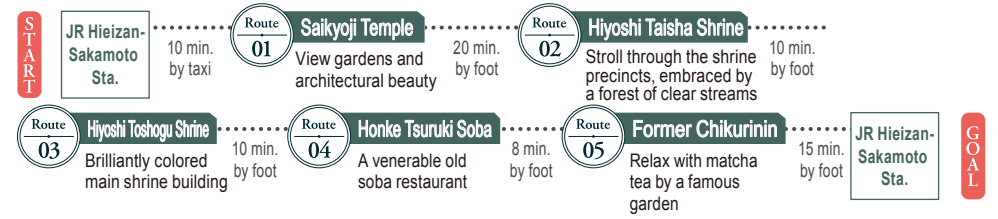
Sakamoto is a temple town of Hieizan Enryakuji Temple and Hiyoshi Taisha Shrine. The waterways of the clear Omiyagawa River and Fujikigawa River (Gongengawa River) that flow from Mount Hiei, along with the old-fashioned neighborhoods of Baba and Tsukurimichi, create scenery in which time appears to have stopped hundreds of years ago. The area is an alluvial fan created by the rivers, offering splendid views of Lake Biwa from higher ground. This quiet town, which was once popular as a location for the residences and retreats of elderly monks, offers many attractions including the stonework of Anoshu and famous temples and shrines. Along Lake Biwa are the remains of Sakamoto Castle, of which Akechi Mitsuhide was lord, and the long, beautiful shoreline.

Key points of traveling

- Go by car or rented bicycle to cover a wide area and visit Saikyoji Temple, Karasaki Jinja Shrine, the remains of Sakamoto Castle, and more.
- The famous sights of the Sakamoto-Hiezanguchi Station area are within easy walking distance.
- The entranceway to Hieizan Enryakuji Temple; combine with Mount Hiei tourism using the Sakamoto Cableway.



A temple town walking route, with beautiful stonework (Approx. time required: 4-5 hours)



01 Saikyoji Temple
The family temple of Akechi Mitsuhide, where Mitsuhide and his family are enshrined.

02 Hiyoshi Taisha Shrine

03 Hiyoshi Toshogu Shrine
The gongen-zukuri structure, which formed the model for the construction of Nikko Toshogu Shrine, is definitely worth seeing. Subordinate shrine of Hiyoshi Taisha Shrine

04 Honke Tsuruki Soba
A soba restaurant that has long rewarded the stomachs of priests breaking their fasts. Also take note of the building, designated a tangible cultural property.
Open: 10:00-18:00 (last order: 17:30)
Closed: 3rd Friday, New Year's Day
Parking: Yes / TEL: 077-578-0002

05 Former Chikurinjin Temple
A retreat known as satobo, offered to monks who practiced religious austerities at Mount Hiei.

START & GOAL
JR Hieizan-Sakamoto Sta.

Legend:
 Travel highlight
 Dining spot

There are many historical stories in Otsu.

These are the remains of Otsukyo, the capital to which Emperor Tenji moved from Asuka in 667. The area offers a view of the diversity of Otsu, including Omi Jingu Shrine and Miidera Temple dedicated to Emperor Tenji, and the Otsu Festival Archives Hall and Otsumatsuri Hikiyama Exhibition Pavilion. Traveling back through history along the Old Tokaido Road, you'll find Otsuyaku-cho, an area which takes its name from the over 100 neighborhoods that flourished during the mid-Edo period, as well as Lake Biwa Canal, a symbol of Meiji Period development. Be sure to get a taste of the retro atmosphere of the neighborhood, where trains run in the streets, and take in the view of the lake shore from the cruise boat, Michigan.

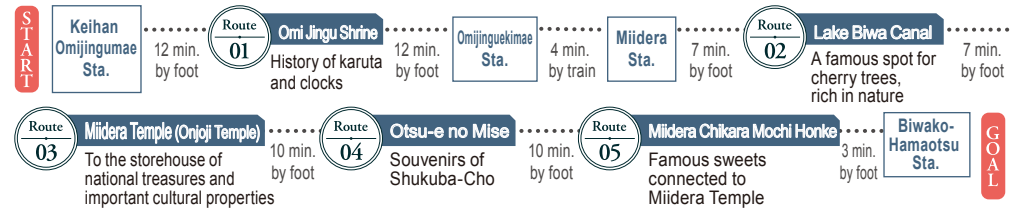
Key points of traveling

- train** Enjoy the retro atmosphere of the town scenery while traveling by Keihan Railway
- walk** Traveling on foot in this area, where shopping streets and historic old stores remain, is recommended
- bicycle** The distance from Hamaotsu to Omi Jingu Shrine is about 3 km. Consider renting a bicycle, too, if there's time.



23 Omi Jingu Shrine

A temple and shrine tour route for an experience of olden times (Approx. time required: 4-5 hours)



01 Omi Jingu Shrine
There is a festival associated with the Anniversary of Time (June 10), from a legend in which Emperor Tenji, who is venerated in the shrine, learned the time from a water clock.

02 Lake Biwa Canal

03 Miidera Temple (Onjoji Temple)
The giant bell said to have been dragged by the warrior monk Benkei is a must-see.

04 Otsu-e no Mise
Souvenirs of Shukuba-cho

05 Miidera Chikara Mochi Honke
These mochi rice cakes are named after the superhuman strength of Benkei. These famous sweets of Otsu are made with plenty of syrup on small mochi cakes, sprinkled with kinako powder from green soybeans.
Open: 7:00-19:00 / Closed: No closings
TEL: 077-524-2689

GOAL Biwako-Hamaotsu Sta.

Other Landmarks: Clock Museum, Omi Kangakukan, Ojigaoka Park, Ojiyama Sports Park, Otsu-shiyakushomae, Ojiyama Stadium, Fire department, Otsu City Hall, Biwako-Otsu Tourism Association, Otsu City Museum of History, Remains of the Enmanin Temple gate / Otsu-e Art Museum, Restaurant Fugetsu, Rest stop: Nagara-sabo Honjuin, Kannon-do Hall, Sachi's Pocket, Nagara Park, Yaoyo, Ristorante LAGO, Omi / Kadoman Omi beef specialty shop, Hiraai Shoten, Otsu Matsuri Kusutarou, Hikiyama Exhibition Pavilion, Otsu Uochu, Otsu Station Tourist Information Center OTSURY, Shiga Prefecture Government Office, Yanagasakikohan Park, Yanagasakikohan Park Port, Biwako Hana Funsui (Lake Biwa flower fountain), Michigan Cruise (Otsu Port/Biwako Kisen Steamship), NPO Hamaotsu Tourism Association, Biwako Hotel.

Transportation: JR Kosei Line, Keihan Keishin Line, Keihan Hamaotsu Line, Shimanoseki Line.

Icons: Travel highlight, Dining spot.



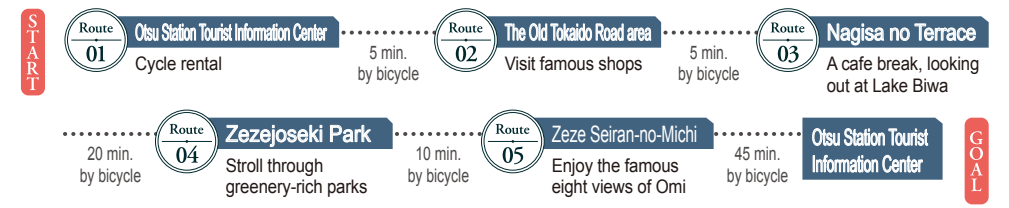
A spot where residents relax by the lake.

Nagisa Park along Lake Biwa is a spot where local residents enjoy walks and fishing. Along the lake is the Biwaichi bicycle route that goes around Lake Biwa. Cafes popular with residents are gathered at Nagisa no Terrace, the perfect spot for relaxing by the lake. JR Otsu Station, the gateway to tourism and the location of the Otsu Station Tourist Information Center, is the center of Shiga Prefecture that houses the government office district. Here you can enjoy historical scenery lined with venerable shops that have continued since the Edo Period, in an area that prospered as Otsushuku on the Old Tokaido Road.

Key points of traveling

- bicycle** The lakeside is fully equipped with a cycling road, so cycle rental is recommended.
- bicycle** There are many flat roads leading to the Old Tokaido Road area from the lakeside area, with its many sights.
- walk** Take a leisurely walking tour on the Old Tokaido Road from Otsu to Hamaotsu and visit the shopping street.

Lakeside cycling and Old Tokaido Road route (Approx. time required: 3-4 hours)



03 Nagisa no Terrace
A facility with four cafes and restaurants that use healthy, local ingredients. Enjoy Lake Biwa at your leisure.
Nagisa WARMS TEL: 077-526-8220
Chocola TEL: 077-521-3525
ANCHOVY TEL: 077-522-1811
Colony TEL: 077-524-5223

01 Otsu Station Tourist Information Center OTSURY

02 Old Tokaido Road
Enjoying the retro townscape from Ishiba to Hamaotsu, with the Old Tokaido Road as its theme, is also recommended.

05 Zeze Seiran-no-Michi
One of the famous eight views of Omi. The long road along the lake is perfect for leisurely cycling.

04 Zezejoseki Park

A zone of river and greenery, with the elegance of antiquity.

A tourism highlight in the area is Ishiyamadera Temple, connected to Murasaki Shikibu. Attractions of this famous temple include the flowers and trees of the seasons, and magnificent, oddly-shaped boulders of wollastonite, a mineral in which power is said to reside. Immediately adjacent is the Setagawa River, the only river that flows from Lake Biwa. Here you can spend time as you please, sightseeing on a river cruise, experiencing rowboats, strolling along the Sekisho no Michi walkway, and more. For lunch or dinner, try the gourmet selections beloved of local residents in front of Seta Station and Ishiyama Station, a noted area packed with cafes and restaurants.

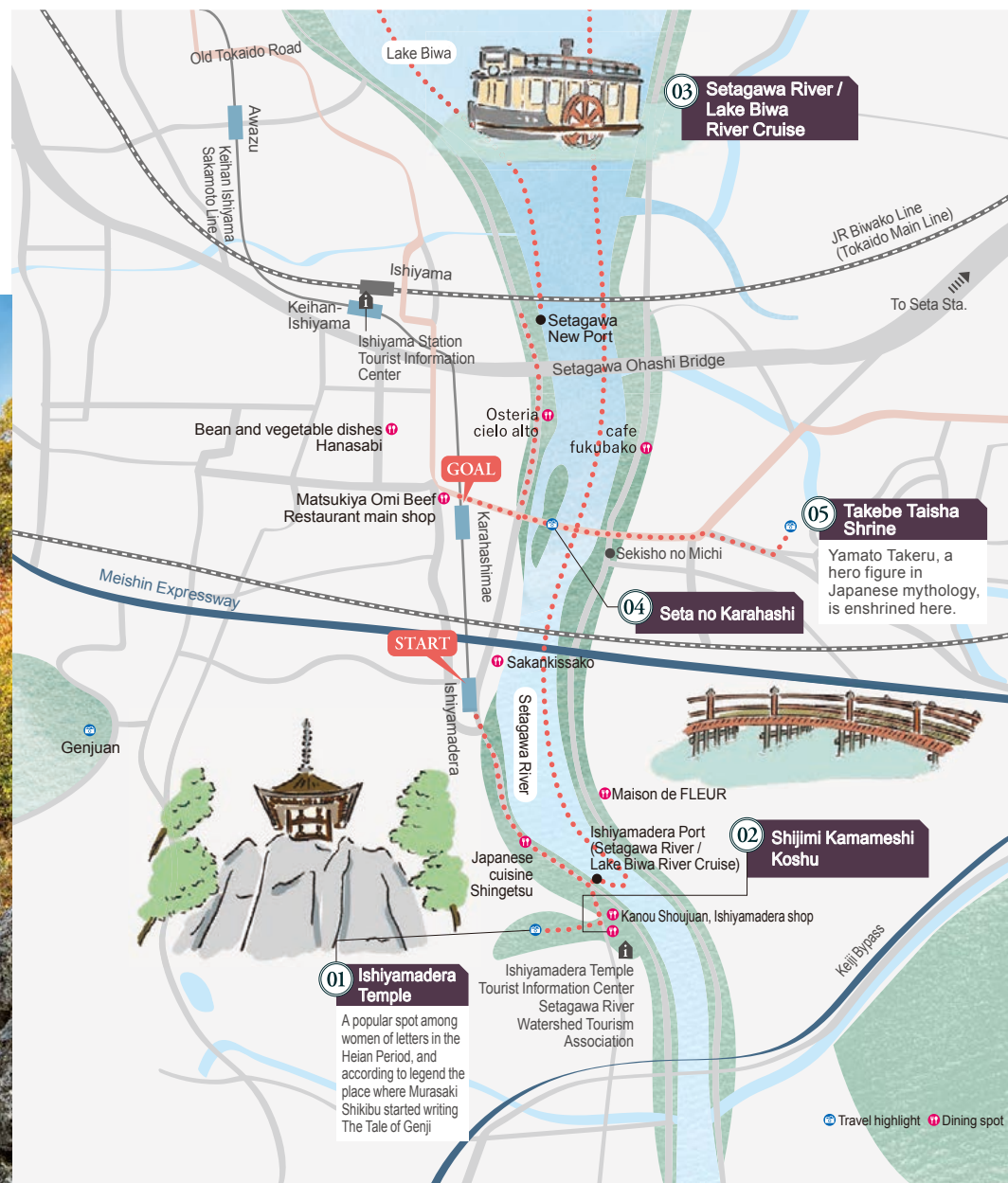
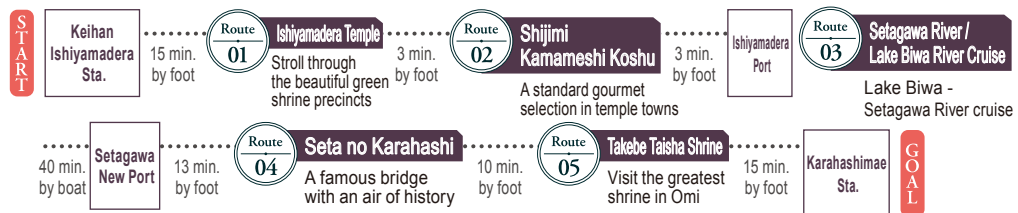
Key points of traveling

- Easy access to Ishiyamadera Temple by bus from JR Ishiyama Station or by Keihan Ishiyama Main Line.
- Travel by car is convenient for visiting shrines and temples with parking lots, or touring facilities in a single day.
- Bicycling paths are available along the Setagawa River. Cycle rental is also recommended.



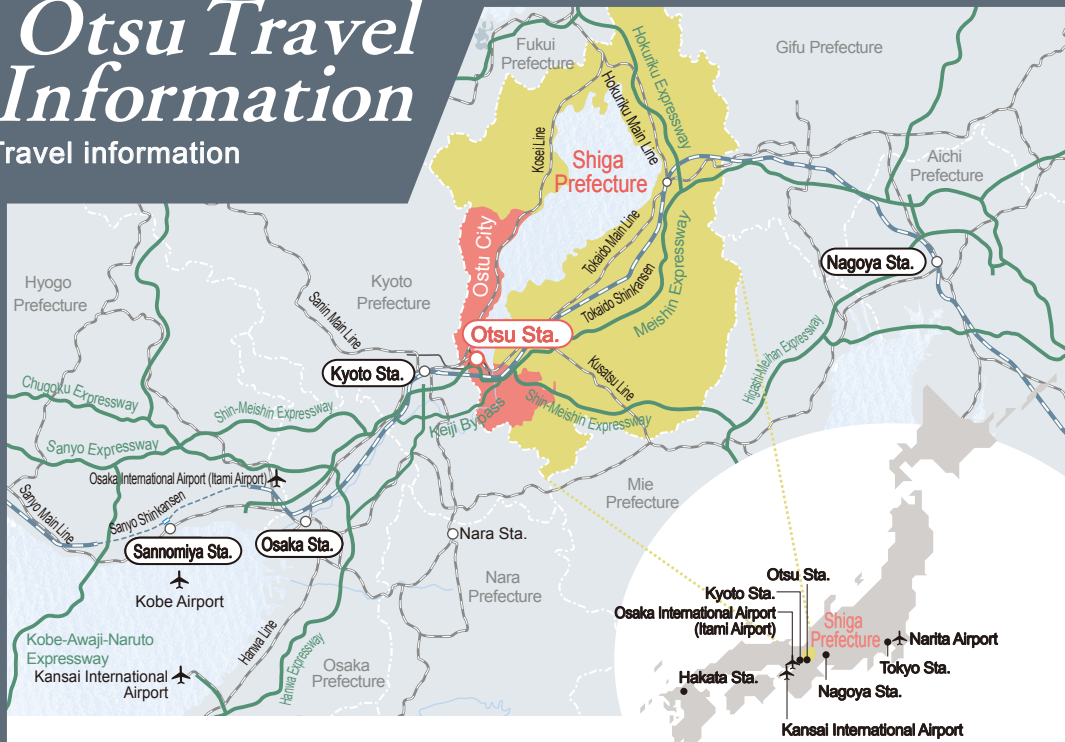
27 Ishiyamadera Temple

Tour of temples and shrines along the Setagawa River, and cruise route (Approx. time required: 4-5 hours)



Otsu Travel Information

Travel information



Car

- From the Tokyo area: Approx. 5 hours (440 km)
 Tokyo Interchange — Tomei Expressway — Gotenba Junction — Shin-Tomei Expressway — Toyota-higashi Junction — Ise coast — Yokkaichi Junction — Higashi-Meihan Expressway — Kameyama Junction — Shin-Meishin Expressway — Kusatsu Junction — Meishin Expressway — Otsu Interchange
- From the Nagoya area: Approx. 1 hour 40 min. (130 km)
 Nagoya Interchange — Tomei Expressway — Meishin Expressway — Otsu Interchange
- From the Kyoto area: Approx. 30 min. (13 km)
 Kyoto Sta. area — National Route 24 — National Route 1 — Otsu Sta. area
- From the Osaka area: Approx. 30 min. (43 km)
 Suita Interchange — Meishin Expressway — Otsu Interchange

Train

- From the Kyoto area
 - From (JR) Kyoto Station: 9 min.
 Kyoto Sta. — Biwako Line — Otsu Sta.
 - From (Keihan) Sanjo Sta.
 - 25 min.
 Sanjo Sta. — Subway Tozai Line / Keishin Line — Biwako-Hamaotsu Sta.
 - 40 min.
 Sanjo Sta. — Subway Tozai Line — Biwako-Hamaotsu Sta. (transfer) — Ishiyama Sakamoto Line — Ishiyamadera Sta.
 - 40 min.
 Sanjo Sta. — Subway Tozai Line — Biwako-Hamaotsu Sta. (transfer) — Ishiyama Sakamoto Line — Sakamoto-hiezanguchi Sta.
- From the Osaka area: 40 min.
 Osaka Sta. — JR Tokaido Line / Rapid service train — Otsu Sta.
- From the Kobe area: 65 min.
 Sannomiya Sta. — JR Tokaido Line / Rapid service train — Otsu Sta.
- From the Tokyo area: 2 hours 20 min.
 Tokyo Sta. — Tokaido / Sanyo Shinkansen — Kyoto Sta.
- From the Nagoya area: 35 min.
 Nagoya Sta. — Tokaido / Sanyo Shinkansen — Kyoto Sta.
- From the Kyushu area: 2 hours 40 min.
 Hakata Sta. — Tokaido / Sanyo / Kyushu Shinkansen — Kyoto Sta.
- From Osaka International Airport (Itami Airport): 55 min.
 Osaka International Airport — Airport bus — Kyoto Sta. Hachijo Exit
- From Kansai International Airport: 75 min.
 Kansai Airport Sta. — Limited Express — Kyoto Sta.

Airplane

For inquiries regarding tourism

- Shiga Tourist Information Center (JR Shiga Station) Hours: 9:00-17:00 TEL: 077-592-0378
- Katata Ekimae Tourist Information Center (JR Katata Station) Hours: 9:00-18:00 TEL: 077-573-1000
- Ogoto Onsen Tourism Park Hours: 8:00-18:00 TEL: 077-578-3750
- Sakamoto Tourist Information Center (Keihan Sakamoto-hiezanguchi Station) Hours: 9:00-17:00 TEL: 077-578-6565
- Otsu Station Tourist Information Center (JR Otsu Station) Hours: 9:00-18:00 TEL: 077-522-3830
- Ishiyama Station Tourist Information Center (Keihan Ishiyama Station) Hours: 9:00-18:00 TEL: 077-534-0706
- Ishiyamadera Temple Tourist Information Center (Ishiyamadera Temple Gate) Hours: 9:00-17:00 TEL: 077-537-1105

Cycle rental

- Katata Tourism Association (Kozoku no Sato Museum) TEL: 077-574-1685
- Ogoto Onsen Tourism Park TEL: 077-578-3750
- Sakamoto Tourism Association TEL: 077-578-6565
- Biwako Otsukan TEL: 077-511-4187
- Otsu Port parking lot TEL: 077-524-0141
- Biwako Kisen Steamship, Otsu Port TEL: 077-524-5000
- Biwako Hotel TEL: 077-524-7111
- Otsu Station Tourist Information Center TEL: 077-522-3830
- Lake Biwa Otsu Prince Hotel TEL: 077-521-1111
- Eki-rin kun Ishiyama shop TEL: 077-537-0120
- Hotaru-no-sato (Keihan Electric Railway Ishiyamadera Station shop) TEL: 077-531-2180

Useful website for travel

- BIWAKO OTSU TRAVEL GUIDE <http://www.otsu.or.jp/>



A site packed with information for enjoying Otsu, including information on events, dining, and accommodations

Information on Otsu festivals

Sanno-sai Festival	April 12-14	Hiyoshi Taisha Shrine / area around Sakamoto
Senko-sai Festival	August 17	Takebe Taisha Shrine / area around Seta no Karahashi Bridge
Otsu Festival	Day before Physical Education Day in October (main festival), and the day prior to that (eve of festival)	Tenson Jinja Shrine / area around front of JR Otsu Station
Great Lake Biwa Fireworks Display	August 8 (or other date if August 8 is a Saturday or Sunday)	Off shore from Otsu Port

- Tools that can be used by international visitors to collect information by themselves when disasters occur
 - (1) JNTO Global Website [Available in English]
 "Important Notice" on the global website of Japan National Tourism Organization (JNTO) provides related link pages in the event of a disaster.
 URL: <https://www.japan.travel/en/>
 - (2) Japan Visitor Hotline (JNTO Call Center)
 JNTO accepts telephone inquiries in English, Chinese, Korean and Japanese 24 hours a day.
 Telephone No.:050-3816-2787



* Unless noted otherwise, information in this booklet is valid as of March 2019. As the information is subject to change, please contact each facility for details and up-to-date information. Prices listed include 8% consumption tax.